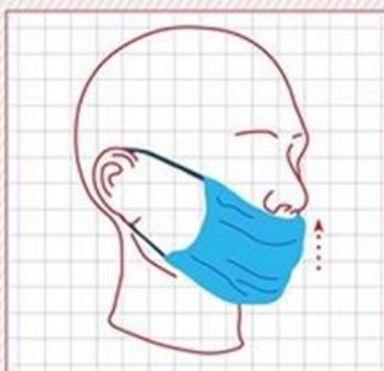


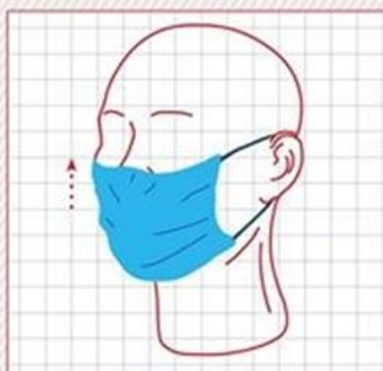
FACE MASK MISTAKES



✗ It doesn't cover your chin.



✗ It sits below your nose.



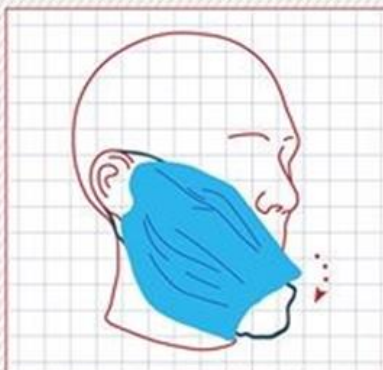
✗ It covers only the tip of your nose.



✗ It's too loose.



✗ You keep touching it.

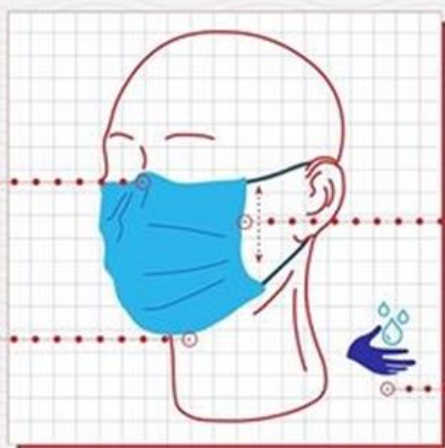


✗ You keep taking it on and off.

THE RIGHT WAY TO WEAR A FACE MASK

The top edge sits on the bridge of your nose.

The bottom edge sits under your chin.



It's snug, without gaps between the mask and your face.

Wash your hands after you take it off.